

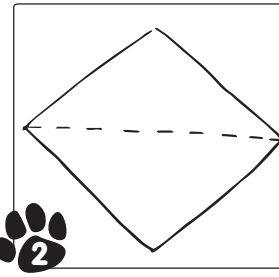
MAKE AN origami DOG!



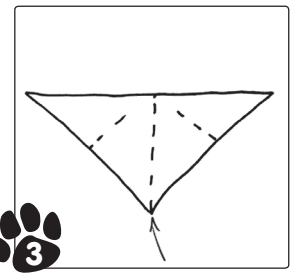
Follow these instructions and fold the paper below to make your own origami dog!




Cut this sheet along the line below.

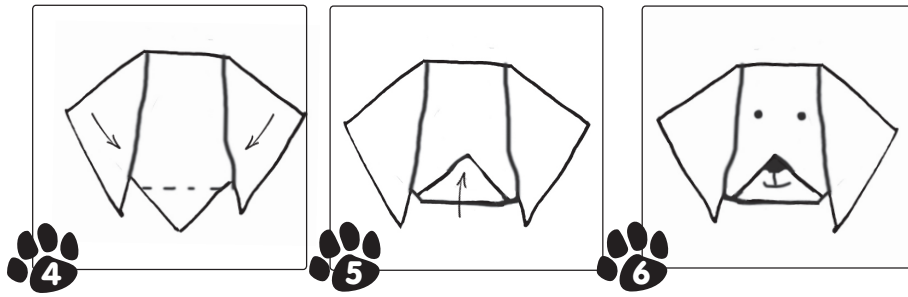


Fold in half along line 1.



Fold along line 2 to make a crease.





4

Fold both
line 3s down.

5

Fold line 4 up.

6

Draw your dog
face and enjoy!



We want to get you, your family and friends all talking about pets! The more everyone talks about what pets need, the easier it will be to make sure they stay happy and healthy!

Registered Charity No. 298348 00534JJ1219