

# Woodgreen gender pay gap report 2022

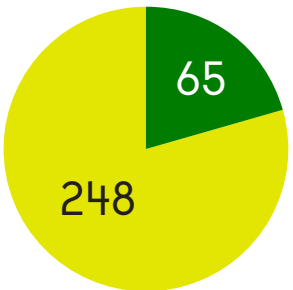
## Workforce

65

male

248

female



## Gross hourly rate of pay

£0.00 – £10.40	17.72%	82.28%	14	65	79
£10.40 – £11.71	20.51%	79.49%	16	62	78
£11.71 – £17.79	17.72%	82.28%	14	65	79
£17.79 – £53.88	27.27%	72.73%	21	56	77
	male	female	male	female	total

## Quartile data for females

Pay quarter	upper hourly %	upper middle hourly %	lower middle hourly %	lower hourly %
2022	72.73	82.28	79.49	82.28
2021	71.83	84.51	73.24	83.10
2020	68.1	77.8	77.8	87.5
2019	76.9	76.4	74	91.76

## Median (middle) pay gap



up from

0.6

in 2021

to 4.0%

2022

4.00%

2021

0.06%

2020

6.7%

## Mean (average) pay gap



down from

17.5%

in 2021

to 17.0%

2022

17%

2021

17.5%

2020

18.9%

## Median bonus

£310

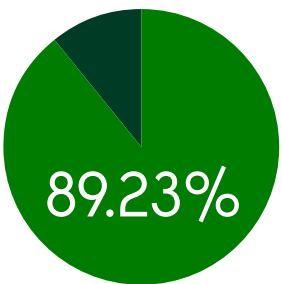
male

£370

female

-19%

difference



proportion of males  
received a bonus

## Mean bonus

£466.90

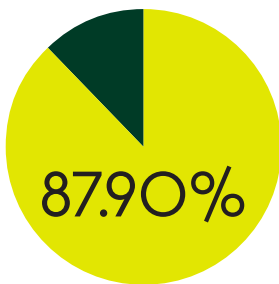
male

£434.40

female

7%

difference



proportion of females  
received a bonus



**woodgreen**

Helping pets and their people